


SEATTLE - September 16, 1977

File: Z - 260

Mr. J. L. Agnew
Regional Supt. of Transportation
Tacoma, Washington

This refers to telephone conversation of September 16th in compliance with which is enclosed a portion of our file dealing with the profitability study conducted by Mr. Schroepfer in connection with distribution of various types of equipment.


Should this information not be comprehensive please advise and we shall attempt to obtain further statistics for you.


Manager
Marketing and Pricing

Attachment

CAR TYPE	COMMODITY	FROM	TO	MILW DIVISION	MILW O/P COST	CONTRIBUTION		
						TOTAL	PER ACTIVE CAR DAY	
0' Box	Lumber	Col. Jct.,	WA Houston,	TX	\$ 1036	\$ 937	\$ 99	\$ 7.92
0' Box	Lumber	Missoula,	MT Miami,	FL	993	684	309	25.75
0' Box	Lumber	Queensboro,	BC Knoxville,	AR	1130	947	183	14.08
0' Box	Copper	Tacoma,	WA St. Louis,	MO	1381	1020	361	30.08
0' Box	Copper	Anaconda,	MT Perth Amboy,	NJ	2351	775	1576	175.11
0' Box	Rubber	Tacoma,	WA Decatur,	IL	1646	1076	570	40.71
0' Box	Arsenic	Tacoma,	WA Osseo,	ON	3770	1040	2730	188.28
0' Box	Clay (Bags)	Bovill,	ID Missoula,	MT	560	247	313	32.95
0' Box	Paper	Pt. Townsend,	WA Phoenix,	AZ	329	289	40	6.15
0' Box	Woodpulp	Hoquiam,	WA Marietta,	GA	1462	979	483	33.31
0' Box	Woodpulp	Port Angeles,	WA Rochester,	NY	1487	1075	412	27.46
0' Box	Lumber	Potlatch,	ID Campbell,	OH	946	583	363	36.30
.F. Box	Canned Goods	Seattle,	WA Omaha,	NE	1351	1030	321	17.35
.F. Box	Arsenic	Tacoma,	WA Marinette,	WI	2499	1266	1233	66.65
.F. Box	Dry Spuds	Moses Lake,	WA Kansas City,	MO	1632	1036	596	34.06

Car type	Commodity	MIDWAUKEE HAUL				Lading Weight	TERMINAL COSTS		MIDW Gross Revenue
		From or on Junction:	To or off Junction:	Miles	Origin:		Destination		
50' Box	Lumber	Rocky Point, WA	Kansas City, MO	2,425	73,000	(2)	(2)	1036	\$ 925
50' Box	Lumber	Missoula, MT	Kansas City, MO	1,767	58,000	(1)	(2)	993	887
50' Box	Lumber	Sumas, WA	Kansas City, MO	2,402	73,000	(2)	(2)	1130	1,009
50' Box	Copper	Tacoma, WA	Minneapolis, MN	1,771	155,000	(1)	(2)	1381	1,233
50' Box	Copper	Butte, MT	Chicago, IL	1,515	159,000	(2)	(2)	2351	2,959
50' Box	Crude Rubber	Tacoma, WA	Chicago, IL	2,187	120,000	(1)	(2)	1646	1,470
50' Box	Arsenic	Tacoma, WA	Chicago, IL	2,187	104,000	(1)	(2)	3770	3,366
50' Box	Clay (bags)	Bovill, ID	Missoula, MT	229	106,000	(1)	(1)	560	500
50' Box	Paper	Pt. Townsend, WA	Phoenix, AZ	195 (barge)	122,000	(1)	(1)	329	296
40' Box	Woodpulp	Hoquiam, WA	Louisville, KY	2,640	73,000	(1)	(2)	1462	1,335
40' Box	Woodpulp	Pt. Angeles, WA	Chicago, IL	2,263	121,000	(1)	(2)	1487	1,325
40' Box	Lumber	Bovill, ID	Chicago, IL	1,865	55,000	(2)	(2)	946	845
D.F. Box	Canned Goods	Seattle, WA	Omaha, NE	1,886	60,000	(1)	(1)	1351	1,206
D.F. Box	Arsenic	Tacoma, WA	Marinette, WI	2,275	129,000	(1)	(1)	2499	2,231
D.F. Box	Dried Spuds	Moses Lake, WA	Kansas City, MO	2,119	81,000	(1)	(1)	1632	1,457
G.S. Flat	Lumber	Huetter, ID	Louisville, KY	2,237	80,000	(1)	(2)		1,793
85' Flat	Beams	Sumner, WA	Chicago, IL	2,177	70,000	(1)	(2)		1,573
B.H. Flat	Lumber	Everett, WA	Kansas City, MO	2,315	90,000	(1)	(2)		1,437
B.H. Flat	Plasterboard	Heath, MT	Seattle, WA	* 910	129,000	(1)	(1)		1,154
B.H. Flat	Aluminum Ingots	Longview, WA	Louisville, KY	*2,647	116,000	(1)	(2)		2,216
G.S. Gondola	Scrap Iron	Spokane, WA	Portland, OR	555	119,000	(1)	(1)		725
G.S. Gondola	Scrap Iron	Butte, MT	Seattle, WA	652	133,000	(1)	(1)		1,062
G.S. Gondola	Scrap Iron	Great Falls, MT	Portland, OR	1,215	123,000	(1)	(1)		1,025
G.S. Gondola	Scrap Iron	Pt. Townsend, WA	Seattle, WA	(barge)	116,000	(1)	(1)		512
G.S. Gondola	Poles	Spokane, WA	Bellingham, WA	456	77,000	(1)	(1)		576
Standard Hopper	Cement	Met. Falls, WA	Spokane, WA	* 127	159,000	(1)	(1)		277
Standard Hopper	Cement	Met. Falls, WA	Missoula, MT	* 351	159,000	(1)	(1)		523
Standard Hopper	Cement	Seattle, WA	Pt. Angeles, WA	96 (barge)	159,000	(1)	(1)		437
Standard Hopper	Cement	Seattle, WA	Dishman, WA	371	150,000	(1)	(1)		612
Standard Hopper	Gypsum	Heath, MT	Sappington, MT	* 200	140,000	(1)	(2)		1,055
Jumbo Hopper	Grain	Pine City, WA	Seattle, WA	288	200,000	(1)	(1)		470
Jumbo Hopper	Grain	Geraldine, MT	Seattle, WA	974	200,000	(1)	(1)		1,664
Jumbo Hopper	Grain	Miles City, MT	Seattle, WA	1,054	200,000	(1)	(1)		2,584
Jumbo Hopper	Clay	Bovill, ID	Portland, OR	585	140,000	(1)	(2)		525
Jumbo Hopper	Beet Pulp	Scalley, WA	Tacoma, WA	235	177,000	(1)	(2)		671
Air-Slide Hopper	Sugar	Scalley, WA	Chicago, IL	*1,981	190,000	(1)	(1)		2,250
Air-Slide Hopper	Dried Spuds	Moses Lake, WA	Chicago, IL	*1,988	130,000	(1)	(2)		2,270
Air-Slide Hopper	Flour	Seattle, WA	Portland, OR	* 195	160,000	(1)	(2)		213




8/7/75
3271

CLARK JONES

<u>Routing</u>	<u>CAR Type</u>	<u>Loading</u>	<u>Commodity</u>	<u>Active CAR Days on line</u>	<u>Mgt. VAR Cost Per CAR</u>
By Pitt - K.C. (BRIDGE)	B209	73,000	Lumber	12.5	937
Seattle - K.C. (Int. Fwd.)	B209	58,000	"	12	684
Seattle - K.C. (BRIDGE)	B209	73,000	"	13	947
Portland - Minneapolis (Int. Fwd.)	B209	156,000	Copper	12	1120
Portland - Chicago (BRIDGE)	B209	159,000	"	9	775
Portland - Chicago (Int. Fwd.)	B209	120,000	Coke/Pulver	14	1276
Portland - Chicago (Int. Fwd.)	B209	124,000	ARSENIC	14.5	1340
Portland - Missoula (LOCAL)	B209	106,000	CLAY (BRICKS)	9.5	247
Portland - Portland (Int. Fwd.)	B209	122,000	PAPER	6.5	289
Portland - Louisville (Int. Fwd.)	B109	73,000	Woodpulp	14.5	979
Portland - Angeles - Chicago (Int. Fwd.)	B109	121,000	"	15	1075
Portland - Chicago (BRIDGE)	B109	53,000	LUMBER	10	523
Seattle - Seattle (LOCAL)	A230	60,000	CANNED Goods	18.5	1030
Portland - Marinette (LOCAL)	A230	129,000	ARSENIC	18.5	1266
Wes Lake - K.C. (LOCAL)	A230	11,000	Dried Sawd	17.5	1036

1 Includes \$ 50.07 Switch charge
 2 " " 20.13 " "



C.E. Bob Stephenson
Bill Mullen
Gary Guder

Handwritten initials and scribbles at the top left of the page.

5asp-260

9/3



TACOMA - July 17, 1975

File: 1300 - Utilization
of equipment

Mr. C. E. Jones
Genl. Mgr. Mktg. & Pricing
Seattle, Washington

This refers to your letter of March 19, 1975,
file J-260, addressed to Mr. G. M. Schroepfer, Director
Economics and Cost Analysis, regarding request for
Management level Cost Studies covering movements originat-
ing at points on Lines West.

Our file does not indicate any activity concern-
ing this matter since your letter referred to above.
Would appreciate your advising current status and if any-
thing can be done to expedite handling thereof.

J. J. Barry
Supt. of Transportation

RLB/bk

MILWAUKEE HAUL

Commodity	From or on Junction: To or off Junction: Miles			Lading Weight	TERMINAL COSTS		Gross Revenue
	Origin	Destination	Miles		Origin	Destination	
Box	Lumber	Rocky Point, WA	Kansas City, MO	2,425	73,000	I/c (2) (2)	\$ 925
Box	Lumber	Missoula, MT	Kansas City, MO	1,767	58,000	switch (1) (2)	887
Box	Lumber	Sumas, WA	Kansas City, MO	2,402	73,000	I/c (2) (2)	1,009
Box	Copper	Tacoma, WA	Minneapolis, MN	1,771	155,000	50.07 (1) (2)	1,233
Box	Copper	Butte, MT	Chicago, IL	1,515	159,000	I/c (2) (2)	2,099
Box	Crude Rubber	Tacoma, WA	Chicago, IL	2,187	120,000	20 ¹³ HAWAII (1) (2)	1,470
Box	Arsenic	Tacoma, WA	Chicago, IL	2,187	104,000	50.07 (1) (2)	3,366
Box	Clay (bags)	Bovill, ID	Missoula, MT	229	106,000	we switch on back and (1) (1)	500
Box	Paper	Pt. Townsend, WA	Phoenix, AZ	195 (barge)	122,000	we switch (1) (1) 1/2 to SP #954	294
Box	Woodpulp	Hoquiam, WA	Louisville, KY	2,640	73,000	50.07 (1) (2) OFF	1,305
Box	Woodpulp	Pt. Angeles, WA	Chicago, IL	2,263	121,000	ours (1) (2) OFF 1364	1,328
Box	Lumber	Bovill, ID	Chicago, IL	1,865	55,000	I/c (2) (2) OFF	845
P. Box	Canned Goods	Seattle, WA	Omaha, NE	1,886	60,000	ours (1) (1)	1,206
P. Box	Arsenic	Tacoma, WA	Marinette, WI	2,275	129,000	50.07 (1) (1)	2,231
P. Box	Dried Spuds	Moses Lake, WA	Kansas City, MO	2,119	81,000	ours (1) (1)	1,457
S. Flat	Lumber	Euettar, ID	Louisville, KY	2,237	80,000	(1) (2)	1,798
S. Flat	Beams	Sumner, WA	Chicago, IL	2,177	70,000	(1) (2)	1,573
S. Flat	Lumber	Everett, WA	Kansas City, MO	2,315	90,000	(1) (2)	1,437
S. Flat	Plasterboard	Heath, MT	Seattle, WA	* 910	129,000	(1) (1)	1,194
S. Flat	Aluminum Ingots	Longview, WA	Louisville, KY	*2,647	146,000	(1) (2)	2,246
S. Gondola	Scrap Iron	Spokane, WA	Portland, OR	555	149,000	(1) (1)	725
S. Gondola	Scrap Iron	Butte, MT	Seattle, WA	652	133,000	(1) (1)	1,061
S. Gondola	Scrap Iron	Great Falls, MT	Portland, OR	1,215	123,000	(1) (1)	1,025
S. Gondola	Scrap Iron	Pt. Townsend, WA	Seattle, WA	(barge)	116,000	(1) (1)	512
S. Gondola	Poles	Spokane, WA	Bellingham, WA	456	77,000	(1) (1)	576
Standard Hopper	Cement	Met. Falls, WA	Spokane, WA	* 127	159,000	(1) (1)	277
Standard Hopper	Cement	Met. Falls, WA	Missoula, MT	* 351	159,000	(1) (1)	523
Standard Hopper	Cement	Seattle, WA	Pt. Angeles, WA	96 (barge)	159,000	(1) (1)	437
Standard Hopper	Cement	Seattle, WA	Dishman, WA	371	150,000	(1) (1)	612
Standard Hopper	Gypsum	Heath, MT	Sappington, MT	* 200	140,000	(1) (2)	1,050
Standard Hopper	Grain	Pine City, WA	Seattle, WA	288	200,000	(1) (1)	470
Standard Hopper	Grain	Geraldine, MT	Seattle, WA	974	200,000	(1) (1)	1,884
Standard Hopper	Grain	Miles City, MT	Seattle, WA	1,054	200,000	(1) (1)	2,584
Standard Hopper	Clay	Bovill, ID	Portland, OR	585	140,000	(1) (2)	525
Standard Hopper	Beet Pulp	Scalley, WA	Tacoma, WA	235	177,000	(1) (2)	671
Standard Hopper	Sugar	Scalley, WA	Chicago, IL	*1,981	190,000	(1) (1)	2,280
Standard Hopper	Dried Spuds	Moses Lake, WA	Chicago, IL	*1,988	130,000	(1) (2)	2,270
Standard Hopper	Flour	Seattle, WA	Portland, OR	* 195	160,000	(1) (2)	213

Car Type	Commodity	MILWAUKEE HAUL				Lading Weight	TERMINAL COSTS		MILW Gross Revenue
		From or on Junction:	To or off Junction:	Miles	Origin:		Destination		
50' Box	Lumber	Rocky Point, WA	Kansas City, MO	2,425	73,000	(2)	(2)	\$ 925	
50' Box	Lumber	Missoula, MT	Kansas City, MO	1,767	58,000	(1)	(2)	887	
50' Box	Lumber	Sumas, WA	Kansas City, MO	2,402	73,000	(2)	(2)	1,009	
50' Box	Copper	Tacoma, WA	Minneapolis, MN	1,771	155,000	(1)	(2)	1,233	
50' Box	Copper	Butte, MT	Chicago, IL	1,515	159,000	(2)	(2)	2,099	
50' Box	Crude Rubber	Tacoma, WA	Chicago, IL	2,187	120,000	(1)	(2)	1,470	
50' Box	Arsenic	Tacoma, WA	Chicago, IL	2,187	104,000	(1)	(2)	3,366	
50' Box	Clay (bags)	Bovill, ID	Missoula, MT	229	106,000	(1)	(1)	500	
50' Box	Paper	Pt. Townsend, WA	Phoenix, AZ	195 (barge)	122,000	(1)	(1)	294	
50' Box	Woodpulp	Hoquiam, WA	Louisville, KY	2,640	73,000	(1)	(2)	1,305	
50' Box	Woodpulp	Pt. Angeles, WA	Chicago, IL	2,263	121,000	(1)	(2)	1,328	
50' Box	Lumber	Bovill, ID	Chicago, IL	1,865	55,000	(2)	(2)	845	
D.F. Box	Canned Goods	Seattle, WA	Omaha, NE	1,886	60,000	(1)	(1)	1,206	
D.F. Box	Arsenic	Tacoma, WA	Marinette, WI	2,275	129,000	(1)	(1)	2,231	
D.F. Box	Dried Spuds	Moses Lake, WA	Kansas City, MO	2,119	81,000	(1)	(1)	1,457	
G.S. Flat	Lumber	Huetter, ID	Louisville, KY	2,237	80,000	(1)	(2)	1,798	
85' Flat	Beams	Sumner, WA	Chicago, IL	2,177	70,000	(1)	(2)	1,573	
E.H. Flat	Lumber	Everett, WA	Kansas City, MO	2,315	90,000	(1)	(2)	1,437	
E.H. Flat	Plasterboard	Heath, MT	Seattle, WA	* 910	129,000	(1)	(1)	1,194	
E.H. Flat	Aluminum Ingots	Longview, WA	Louisville, KY	*2,647	146,000	(1)	(2)	2,246	
G.S. Gondola	Scrap Iron	Spokane, WA	Portland, OR	555	149,000	(1)	(1)	725	
G.S. Gondola	Scrap Iron	Butte, MT	Seattle, WA	652	133,000	(1)	(1)	1,061	
G.S. Gondola	Scrap Iron	Great Falls, MT	Portland, OR	1,215	123,000	(1)	(1)	1,025	
G.S. Gondola	Scrap Iron	Pt. Townsend, WA	Seattle, WA	(barge)	116,000	(1)	(1)	512	
G.S. Gondola	Poles	Spokane, WA	Bellingham, WA	456	77,000	(1)	(1)	576	
Standard Hopper	Cement	Met. Falls, WA	Spokane, WA	* 127	159,000	(1)	(1)	277	
Standard Hopper	Cement	Met. Falls, WA	Missoula, MT	* 351	159,000	(1)	(1)	523	
Standard Hopper	Cement	Seattle, WA	Pt. Angeles, WA	96 (barge)	159,000	(1)	(1)	437	
Standard Hopper	Cement	Seattle, WA	Dishman, WA	371	150,000	(1)	(1)	612	
Standard Hopper	Gypsum	Heath, MT	Sappington, MT	* 200	140,000	(1)	(2)	1,050	
Jumbo Hopper	Grain	Pine City, WA	Seattle, WA	288	200,000	(1)	(1)	470	
Jumbo Hopper	Grain	Geraldine, MT	Seattle, WA	974	200,000	(1)	(1)	1,884	
Jumbo Hopper	Grain	Miles City, MT	Seattle, WA	1,054	200,000	(1)	(1)	2,584	
Jumbo Hopper	Clay	Bovill, ID	Portland, OR	585	140,000	(1)	(2)	525	
Jumbo Hopper	Beet Pulp	Scalley, WA	Tacoma, WA	235	177,000	(1)	(2)	671	
Air-Slide Hopper	Sugar	Scalley, WA	Chicago, IL	*1,981	190,000	(1)	(1)	2,280	
Air-Slide Hopper	Dried Spuds	Moses Lake, WA	Chicago, IL	*1,988	130,000	(1)	(2)	2,270	
Air-Slide Hopper	Flour	Seattle, WA	Portland, OR	* 195	160,000	(1)	(2)	213	

Car Type	Commodity	MILWAUKEE HAUL				Lading Weight	TERMINAL COSTS		Gross Revenue
		From or on Junction:	To or off Junction:	Miles	Origin:		Destination		
50' Box	Lumber	Rocky Point,	WA	Kansas City,	MO 2,425	73,000	(2)	(2)	\$ 925
50' Box	Lumber	Missoula,	MT	Kansas City,	MO 1,767	58,000	(1)	(2)	887
50' Box	Lumber	Sumas,	WA	Kansas City,	MO 2,402	73,000	(2)	(2)	1,009
50' Box	Copper	Tacoma,	WA	Minneapolis,	MN 1,771	155,000	(1)	(2)	1,233
50' Box	Copper	Butte,	MT	Chicago,	IL 1,515	159,000	(2)	(2)	2,099
50' Box	Crude Rubber	Tacoma,	WA	Chicago,	IL 2,187	120,000	(1)	(2)	1,470
50' Box	Arsenic	Tacoma,	WA	Chicago,	IL 2,187	104,000	(1)	(2)	3,366
50' Box	Clay (bags)	Bovill,	ID	Missoula,	MT 229	106,000	(1)	(1)	500
50' Box	Paper	Pt. Townsend,	WA	Phoenix,	AZ 195 (barge)	122,000	(1)	(1)	294
40' Box	Woodpulp	Hoquiam,	WA	Louisville,	KY 2,640	73,000	(1)	(2)	1,305
40' Box	Woodpulp	Pt. Angeles,	WA	Chicago,	IL 2,263	121,000	(1)	(2)	1,328
40' Box	Lumber	Bovill,	ID	Chicago,	IL 1,865	55,000	(2)	(2)	845
D.F. Box	Canned Goods	Seattle,	WA	Omaha,	NE 1,886	60,000	(1)	(1)	1,206
D.F. Box	Arsenic	Tacoma,	WA	Marinette,	WI 2,275	129,000	(1)	(1)	2,231
D.F. Box	Dried Spuds	Moses Lake,	WA	Kansas City,	MO 2,119	81,000	(1)	(1)	1,457
G.S. Flat	Lumber	Huetter,	ID	Louisville,	KY 2,237	80,000	(1)	(2)	1,798
85' Flat	Beams	Sumner,	WA	Chicago,	IL 2,177	70,000	(1)	(2)	1,573
B.H. Flat	Lumber	Everett,	WA	Kansas City,	MO 2,315	90,000	(1)	(2)	1,437
B.H. Flat	Plasterboard	Heath,	MT	Seattle,	WA * 910	129,000	(1)	(1)	1,194
B.H. Flat	Aluminum Ingots	Longview,	WA	Louisville,	KY *2,647	146,000	(1)	(2)	2,246
G.S. Gondola	Scrap Iron	Spokane,	WA	Portland,	OR 555	149,000	(1)	(1)	725
G.S. Gondola	Scrap Iron	Butte,	MT	Seattle,	WA 652	133,000	(1)	(1)	1,061
G.S. Gondola	Scrap Iron	Great Falls,	MT	Portland,	OR 1,215	123,000	(1)	(1)	1,025
G.S. Gondola	Scrap Iron	Pt. Townsend,	WA	Seattle,	WA (barge)	116,000	(1)	(1)	512
G.S. Gondola	Poles	Spokane,	WA	Bellingham,	WA 456	77,000	(1)	(1)	576
Standard Hopper	Cement	Met. Falls,	WA	Spokane,	WA * 127	159,000	(1)	(1)	277
Standard Hopper	Cement	Met. Falls,	WA	Missoula,	MT * 351	159,000	(1)	(1)	523
Standard Hopper	Cement	Seattle,	WA	Pt. Angeles,	WA 96 (barge)	159,000	(1)	(1)	437
Standard Hopper	Cement	Seattle,	WA	Dishman,	WA 371	150,000	(1)	(1)	612
Standard Hopper	Gypsum	Heath,	MT	Sappington,	MT * 200	140,000	(1)	(2)	1,050
Jumbo Hopper	Grain	Pine City,	WA	Seattle,	WA 288	200,000	(1)	(1)	470
Jumbo Hopper	Grain	Geraldine,	MT	Seattle,	WA 974	200,000	(1)	(1)	1,884
Jumbo Hopper	Grain	Miles City,	MT	Seattle,	WA 1,054	200,000	(1)	(1)	2,584
Jumbo Hopper	Clay	Bovill,	ID	Portland,	OR 585	140,000	(1)	(2)	525
Jumbo Hopper	Beet Pulp	Scalley,	WA	Tacoma,	WA 235	177,000	(1)	(2)	671
Air-Slide Hopper	Sugar	Scalley,	WA	Chicago,	IL *1,981	190,000	(1)	(1)	2,280
Air-Slide Hopper	Dried Spuds	Moses Lake,	WA	Chicago,	IL *1,988	130,000	(1)	(2)	2,270
Air-Slide Hopper	Flour	Seattle,	WA	Portland,	OR * 195	160,000	(1)	(2)	213